

Welcome Parents

1-1 Device Info Session



Mr. Sundquist
Instructional Technology Specialist



Caring for the iPad

- Keep it in the Glenbard-issued case at all times!
DO NOT TAKE THE iPad OUT OF THE CASE EVER!
- Do NOT lend the iPad to anybody.
- Keep it secure at all times; lock it up when not in use!
- Keep it dry and keep food and drink away from it.
- Be careful when storing iPads in backpacks.

Managing the iPad

- Bring iPad fully charged every day for **1st period**.
- **Turn off notifications for all non-school apps.**
- Delete unnecessary apps/files/photos/music
- Glenbard Apple ID = 200GB of iCloud storage
- This is a **SCHOOL** device; use it accordingly!

Lost / Found iPads?

- All of the iPads are engraved/stickered with the school district's contact info.
- Found iPads should be turned into the Help Desk or Dean's Office immediately!
- Unattended devices should always be turned in.
- All of Glenbard's iPads are registered with Apple and will be remotely disabled ("bricked") and become unusable to anyone in possession of the device.

Insurance

- If the iPad is damaged you are responsible for paying a fee before your iPad is repaired. The student will be provided a loaner iPad while the iPad is sent out for service.
- The insurance only covers the iPad, not the case or charger/cables.
- Those items are sold separately and replacements are sold in the Bookstore.
- Water damage and / or intentional damage is not covered.

Help Desk

Technical Support for your iPad

- Report Lost / Missing iPads
- Repairs / Insurance Claims
- Assistance with hardware issues & passwords
- General help using the device / updating software
- Digital books and support

The Password Letter

- Apple ID + Password
- Google ID + Password
- PowerSchool ID + Password
- Schoology (Same as Google)
- iPad Passcode
- Connecting to WiFi or Air Printer Stations

IMPORTANT PASSWORD INFORMATION KEEP SECURE!

Sample Student ID# 00000 Grade:10
Glenbard South High School Class of 2021

iPad Asset# or SN#: **00000123**

Managed Apple ID (This password may be emailed to you if not contained within this letter)
Your managed **Apple ID** is needed to make use of iCloud services and access other services and content for school. You cannot use this Apple ID on /with any other devices.

Managed Apple ID: **00000@ios.glenbard.org**

Apple ID Starting Password: **Sample123** New Password: _____

Google Apps

We use many Google services. Gmail is our school email system. Google Drive is our online storage system, and also allows you to create documents, slideshows and spreadsheets you can share with teachers and other students. Your Google Drive password may be used for other systems like some of your digital textbooks, app and other services.

Google Drive Login: **00000@glenbard.org**

Google Drive Password: Default = Google87 New Password: _____

PowerSchool

PowerSchool is where you can find your class schedule, grades, and attendance online. PowerSchool is the official grade book, so be sure to check your grades often. This password cannot be changed.

PowerSchool Login: **Sample123**

PowerSchool Password: **00000**

Your parents/guardians will receive their own PowerSchool login and password. Do not use their account.

Schoology

Schoology is where you can find your Courses and Groups. Online files, homework, quizzes and more may be assigned to you in Schoology. You may also use Groups for your sports, clubs and activities.

You will use your Google Login and Password to login to Schoology.

Your parents/guardians will receive their own Schoology login and password. Do not use their account.

Passcode

We recommend you put a passcode on your iPad (and/or activate Touch ID). **Passcode:** _____

Activating your iPad / "Air Glenbard" WiFi network

Your iPad should already be registered and activated on our network. If you need to reset your device and register your iPad you will need this account information. This info is also available in PowerSchool should you need it in the future. This is also the login/password used to connect to the AirPrint station(s) at your school.

iPad Activation Login: **Sample123**

iPad Activation Password: **00000**

Apple ID

Students will be using a **school-assigned Apple ID**.

- **Apple ID:** 00000000@ios.glenbard.org
- **Password:** Students set this in training

Students should **NEVER** use a personal Apple ID to login to your device in Settings (iCloud) on your Glenbard iPad.
This is a school device.



App Store




- Students cannot download apps from the App Store with their Glenbard managed Apple ID.
- All school-required apps are in the **App Catalog**.
- If students use a different Apple ID in the App Store, they are responsible for all purchases, downloads and passwords.


App Catalog



App Catalog



Tap Install to put apps on the iPad

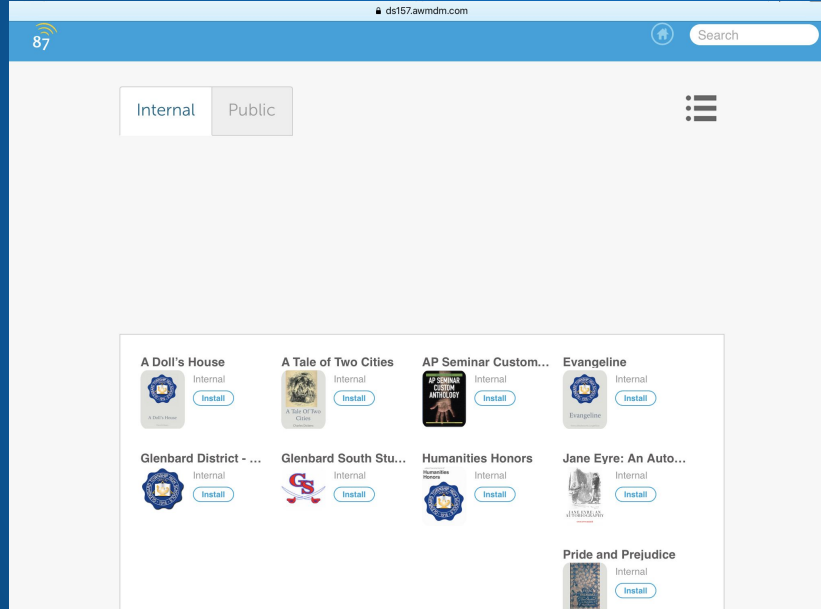


Use Search to find apps quickly

Book Catalog



Book Catalog



Some novels/books will be installed from here for courses.

Student Handbook can be found here.

PowerSchool

Official Grades & Attendance



PowerSchool

- Parent and Student Accounts
- Official Grades
- Teachers use this platform to record attendance and official grades. Parents will see scores on assignments and comments from teachers.

Google Drive

Storage & Collaboration



Other accounts use Google

Your Google email address and password will be used to log in to:

- Gmail
- Schoology for course info
- OverDrive for novels
- Albert for test prep
- Khan Academy for SAT and math practice
- HMH textbooks

Gmail

Glenbard email communication



Schoology

Online course materials



Schoology

- Parent and Student accounts
- Can view your student's homework items, worksheets, updates, assignments, quizzes, etc.
- Grades shown here are not official unless moved into PowerSchool.

Typical Workflow for Homework

- Teacher posts an assignment in Schoology
 - This includes any handouts/worksheets required
 - Can include links to Video or web support/resources
- Student completes work
 - **Notability** to complete a “worksheet”
 - **Pages/Docs** to type a paper
 - **iMovie** for video work
 - **Keynote/Slides** for presentations
- Student submits work directly to Schoology

Workflow for online Quiz

- Teacher creates a Quiz in Schoology
- Students take quiz directly in Schoology
- Quizzes can be opened for only the class period or may be take-home style quizzes that students may work on outside of class
- Students can be locked into Schoology while taking the quiz

Schoology Questions to ask

- Can you show me the most recent update a teacher posted?
- What was your most recent submission? Can you show me?
- What is coming up on your calendar?
- What is in your materials section for (English, Math, Science etc?)
- Can I watch you take your next schoology take-home-quiz? I want to see how it works.

Notability

Note-taking & Annotating



Typical School Workflow



Teachers post assignments/PDFs in Schoology. Students send these to Notability to complete. Students send work from Notability back to the course in Schoology.

Notability Questions to ask

- How are you organizing your notes in Notability?
- Can you show me a note you worked on today?

Apple Classroom

- Teachers use this app to help students learn with the device, monitor use, and direct device screen locations
- The teacher can view and share screens.
- Only works in the classroom and with students in the teacher's course.



Suggestions for Home

- Establish a central overnight charging location
- Monitor WIFI usage and consider shutting WIFI off overnight if needed
- As much as possible-- Keep a record of student logins and passwords for accounts.
 - Social Media
 - iPad Lock screen
 - Parent Tip: Ipads will remember passwords for apps and they will typically remain logged in.

iPad tips

- Helpful gestures
 - Four Finger Swipe & Five Finger Pinch
 - Double tap home button/or swipe up from the bottom of the screen--shows all open apps
- Charge with the correct charging brick

Yes

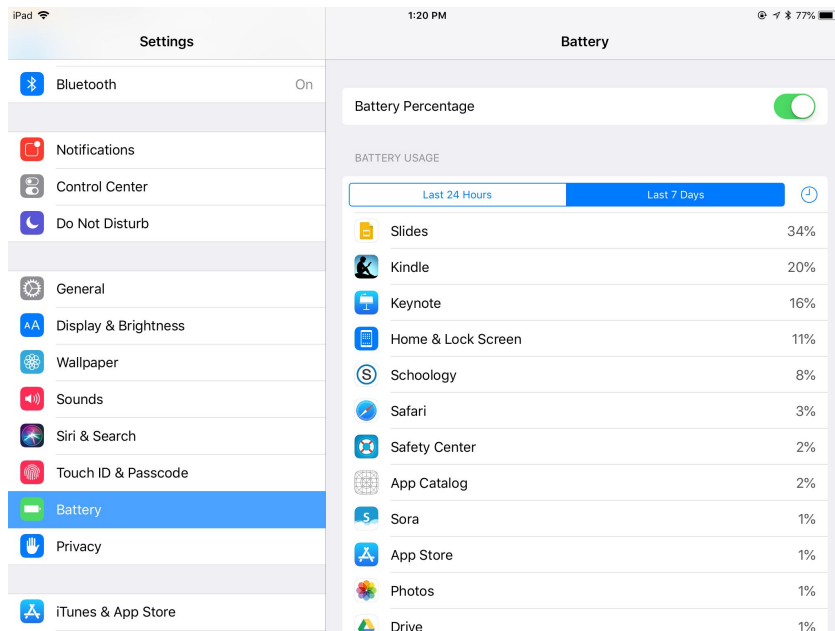
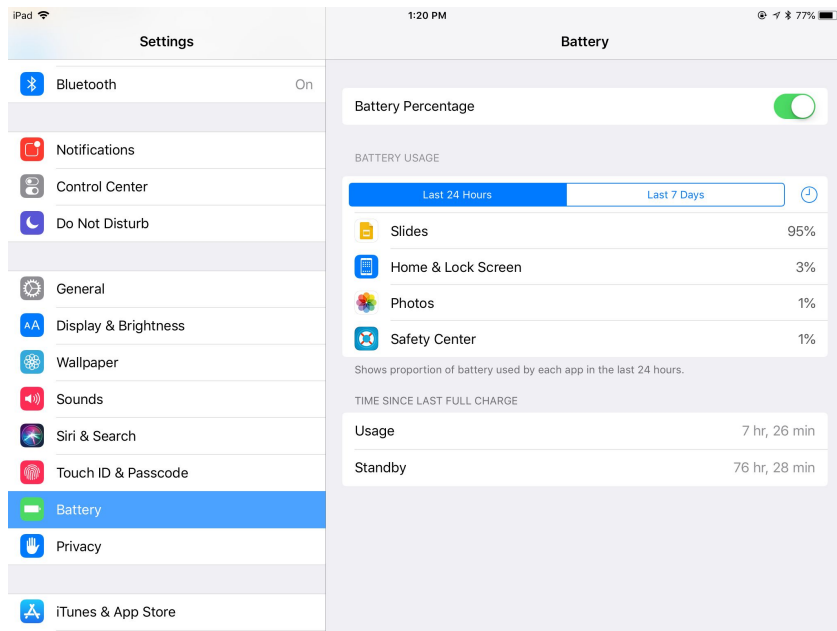


No



iPad tips

- Check your Student's Battery Usage! (Can view last 24 hours & last 7 days.)



Finished!

Rotating Sessions (7:20-8:35)

Parenting in High School – Jeff Money – Little Theater

Student Panel Q & A – LinkCrew Leaders – Faculty Café

IPAD 101 – Eric Sunquist - Auditorium

P.A.W.S The Panther Way - Deans and SRO– North End of Café

Rotating Sessions	7:20-7:35	7:40-7:55	8:00-8:15	8:20-8:35
Parenting HS	Families A-H	Families T-Z	Families T-Z	Families N-S
Student Panel	Families I-M	Families I-M	Families N-S	Families A-H
IPAD 101	Families N-S	Families A-H	Families I-M	Families T-Z
P.A.W.S.	Families T-Z	Families N-S	Families A-H	Families I-M

THANK YOU!